



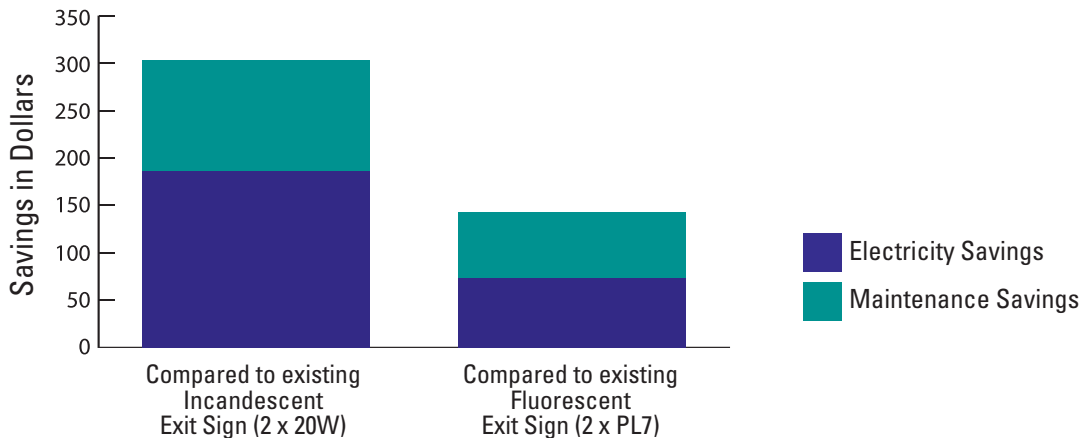
The first UL-924  
 City of Chicago and New York City Approved  
**LED Exit Sign Retrofit Kit**

Convert your existing exit signs with the ZXE-5000 LED Retrofit Kit

**Save Energy**  
**Save Maintenance Labor**  
**Save on Costly Replacement Bulbs**

- Replace your incandescent exit signs with the ZXE LED retrofit kit and save approximately \$303\* over 5 years per exit sign
- **Less than 1 year payback!**
- Eligible for utility rebates (including ComEd, ConEd, DCEO)
- UL-924 approved
- City of Chicago and New York City Approved





**5-Year Savings Converting to ZXE Exit Sign**



- Installs in 8-10 minutes
- No bulb replacements for at least 5 years
- 10-year limited warranty

- Designed in Chicago, IL, USA
- U.S. and Foreign Patents Pending

\* Based on \$0.12 KWh

Model Number	Description/Specifications
ZXE-5000-I-UNV	 <p>4.5 Watts  <b>Internal</b> Power Supply            Universal Voltage 120-277V            Length 9", 56 LEDs            UL-924*            Not intended for use with battery backup exit signs            All mounting hardware included</p>
ZXE-5000-E-UNV	 <p>4.5 Watts  <b>External</b> Power Supply            Universal Voltage 120-277V            Length 9", 56 LEDs            UL-924*            Not intended for use with battery backup exit signs            All mounting hardware included</p>
ZXE-5000-I-BBUNV	 <p>4.5 Watts  <b>Internal</b> Power Supply            Universal Voltage 120-277V            Length 9", 56 LEDs            UL-924*            For use with battery backup exit signs            All mounting hardware included            Approved for use with the following battery backup exit signs: Cooper/Surelites CHX and UN Series, Alkco EA Series, Lithonia QM Series, Big Beam EFX Series and ECX Series and Alpha 2800 Series</p>
ZXE-5000-E-BBUNV	 <p>4.5 Watts  <b>External</b> Power Supply            Universal Voltage 120-277V            Length 9", 56 LEDs            UL-924*            For use with battery backup exit signs            All mounting hardware included            Approved for use with the following battery backup exit signs: Cooper/Surelites CHX and UN Series, Alkco EA Series, Lithonia QM Series, Big Beam EFX and ECX Series, and Alpha 2800 Series</p>

\*The above ZXE-5000-E/I-BBUNV Series Kit is intended for use with Cooper Lighting, UN Series and models: CHX303C, CHX318C, CHX503C and CHX518C; Surelite UN Series and Models: CHX303C, CHX318C, CHX503C and CHX518C; BigBeam ECX Series and Models: EXFxRWWU; Alkco, EA Series; Alpha 2800 Series; Lithonia QM Series.

\*The above ZXE-5000-E/I-UNV Series Kit is intended for use with Western Lighting AL Series and SL/EM Series and Models: SL-3-R/W-xxx-120, where xxx represents PL5, PL7, LL, LL-15, FL, and M; and VNDL-3-R/W-xxx-120, where xxx represents PL5, PL7, LL, LL-15, FL, and M, and EDG-R-18-R/W-120/277; Alkco Lighting, EA Series, PRC/CP Series and Models SGLOFLX1-2-RW, SGLOFLX2-2-RW, RGLOFL1-2-RW, and RGLOFL2-2; Lithonia F2X Series, XS/XP Series, and Models LRP-1RW-xx-120/277-PNL, and LRP-1RMR-xx-120/277-PNL, where xx represents LA, RA, LRA, DA; High Lites Model APS-1-R-C-3-18-120/277; Cooper Lighting PLX Series, CCX Series, and Model CHX203C-120/277, and CHX403C-120/277; Surelite, PLX Series, CCX Series, and Model CHX203C-120/277, and CHX403C-120/277; Lightolier, Models MJX-AC-X-1-RW-3-18-120/277 and MJX-AC-X-2-RW-3-18-120/277; Big Beam CX Series; Alpha4100 Series.

